

TERRAZZO

AVAILABLE TEXTURES

Polished
Honed

SLAB FORMAT | NET SURFACE (mm)

3050x1200

THICKNESS | WEIGHT/m²

20 mm | 50 kg
30mm | 75 kg

HIGH-MAINTENANCE

The agglomerated-marble is not heat resistant, it etches easily, and it can chip if you accidentally whack a heavy glass against it.

Always use cutting boards and lots of care when preparing acidic foods like tomatoes or lemons, as these can react with the stone and leave it etched.

THE AGGLOMERATED- MARBLE IS NOT SUITABLE FOR KITCHEN TOPS!

PROPER SEALING

Terrazzo countertop must be sealed properly and on a regular basis. If it is not, it can become susceptible to damages.

ORIGIN

Italy

Pictures of material are merely indicative with regard to colour and structure


RESIN-MARBLE

Resin-marble is a precast material composed of marble chipping bonded together with special resins and pigments.

CALACATTA




FIOR DI PESCO




CEMENT-MARBLE

Cement-marble is a precast material composed of marble chipping bonded together with white cement and pigments.


CARRARA 0/7



CARRARA 0/25



GV 0/25



RULE OF THUMB

Only use as mild cleaners as you'd use on your hands.

NOTE!

If you hit a 90-degree corner with something hard, it will chip. Glass pieces can chip out leaving a sharp edge.

DAILY CARE

At a minimum, daily dusting should be done. Daily dusting removes both dust and the grit. The grit acts as an abrasive on your hard surface and can cause small scratches on the surface. A damp cloth or paper towel is usually sufficient and normal kitchen counter cleaners are suitable for terrazzo surface maintenance.

SPILLS

Spills should be cleaned up immediately in order to prevent stains caused by repeated or long-term exposure. Even standing water can dissolve some sealers.



	Calacatta	Fior di Pesco	Carrara 0/7	Carrara 0/25	GV 0/25
Water Absorption: %		< 0,2		5,16 - 6,85	
Compressive strength: MPa		90-120		70 - 100	
Density: Kg/dm ³		2,50-2,60		2,4 - 2,6	
Flexural strength: MPa		11,5-24,6		7,7 - 8,8	

DO

Seal properly and periodically

Sealant is needed for both finishes and will not prevent etching or scratching.

The surface of the product is prone to damage and/or staining and require regular sealing.

Blot up spills immediately

Acidic substances like wine, coffee, fruit juices, tomato sauce, and sodas can stain or etch the surface.

Use cutting boards, coasters and trivets

Thereby protect against scratching or possible scorching and direct contact with food juices that may etch.

Use a tray for bathroom toiletry products

DO NOT

Set hot pots or hot objects directly on the

terrazzo surface (even a lit cigarette can discolor or damage the surface). Cement based binders are usually heat resistant, but the sealers may not be.

Use harsh cleaners and sealers Most common and popular household cleaners are too harsh for use on terrazzo and will cause damage to the finish. Thus, use only detergents that are neutral with a PH factor between 7 and 10 when cleaning your terrazzo. Avoid all-purpose cleaners or soaps containing water soluble, inorganic, or crystallizing salts, harmful alkali or acids.

Use any compound that contains abrasives as it can damage the finish of the terrazzo.

Use ammonia-based cleaners and vinegar
Use bathroom, tub&tile or grout cleaners
Sit or stand on the countertop

Store liquids or toiletries directly on the countertop

NEROSTEIN
NATURE IN YOUR HOME

Nerostein OÜ
Tammi tee 71, 76915 Vatsla
Harjumaa, Estonia
www.nerostein.com